



ಬೃಹತ್ ಬೆಂಗಳೂರು ಮಹಾನಗರ ಪಾಲಿಕೆ  
Bruhat Bengaluru Mahanagara Palike



# BBMP COVID-19 WAR ROOM 24.01.2023

BBMP / COVID-19 WAR ROOM / BULLETIN – 1037/ 24.01.2023 / #BBMPfightsCOVID19



# OVERVIEW OF COVID-19 IN BENGALURU

**CASE TRENDS** ACTIVE CASES **135**

Confirmed Cases

**29**

18,77,340#

Recovered Cases

**18**

18,60,214#

Death Cases

**0**

16,991#



**HOSPITALIZATION**

**10**

ICU – V

-

ICU

**3**

HDU

**1**

General

**6**

INCLUDES GOVT. QUOTA AND PRIVATE WALK-IN HOSPITALIZATION



**VACCINATION**

**9,786**

2,06,32,855#

First Dose

**346**

96,86,597#

Second Dose

**1,124**

95,02,302#

Precaution Dose

**8,316**

14,43,956#



**TRIAGING**

MTU

**6**

Tele Triage

**15**



**ACTIVE CZs**

**0**

MCZs (< 5 cases)

**0**

Clusters (> 5 cases)

**0**



**TESTING**

**4,951**

3,21,39,316#

Positivity :0.54%

\*FOR LAST 7 DAYS

RAT

**882**

RTPCR

**4,069**

# : indicates cumulative numbers till date



# ABSTRACT OF COVID-19 SCENARIO IN BENGALURU


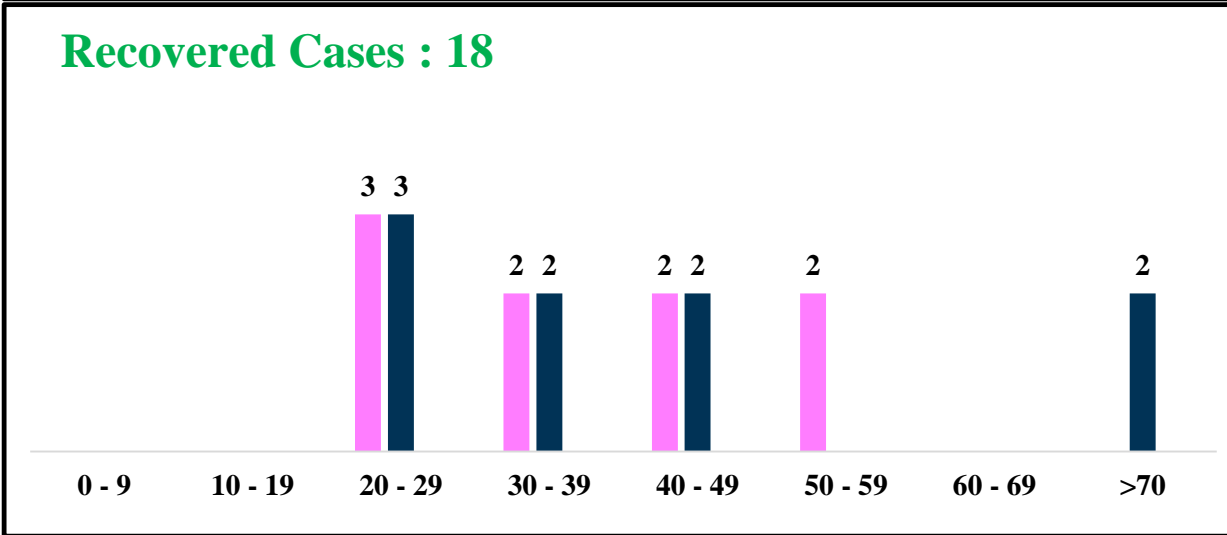
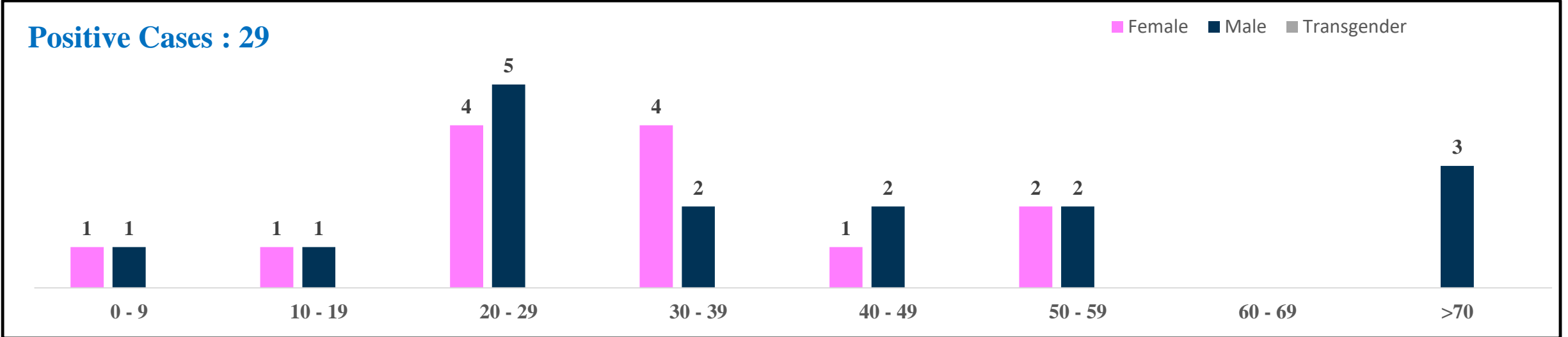


	MALE			FEMALE			TRANSGENDER			TOTAL		
	Last 24 Hours	Last 7 Days	Cumulative	Last 24 Hours	Last 7 Days	Cumulative	Last 24 Hours	Last 7 Days	Cumulative	Last 24 Hours	Last 7 Days	Cumulative
<b>Positive Cases</b>	16	81	11,06,960	13	68	7,70,184	0	0	196	29	149	18,77,340
<b>Recovered Cases</b>	9	50	10,94,559	9	40	7,64,525	0	0	187	18	90	18,60,214
<b>Death Cases</b>	0	0	10,761	0	0	6,226	0	0	4	0	0	16,991
<b>Total Tests Done</b>	<b>In Last 24 hrs. : 4,951</b>			<b>In last 7 days : 27,409</b>			<b>Cumulative : 3,21,39,316</b>					
<b>Vaccine Doses Administered</b>	<b>In Last 24 hrs. : 9,786</b>			<b>In last 7 days : 67,087</b>			<b>Cumulative : 2,06,32,855</b>					
<b>ACTIVE CASES</b>							<b>135</b>					

\*Covid deaths occurred today : 00 | Covid deaths occurred beyond last 24hrs., reported today : 00



# LAST 24 HOURS AGE GROUP AND GENDER WISE DISTRIBUTION

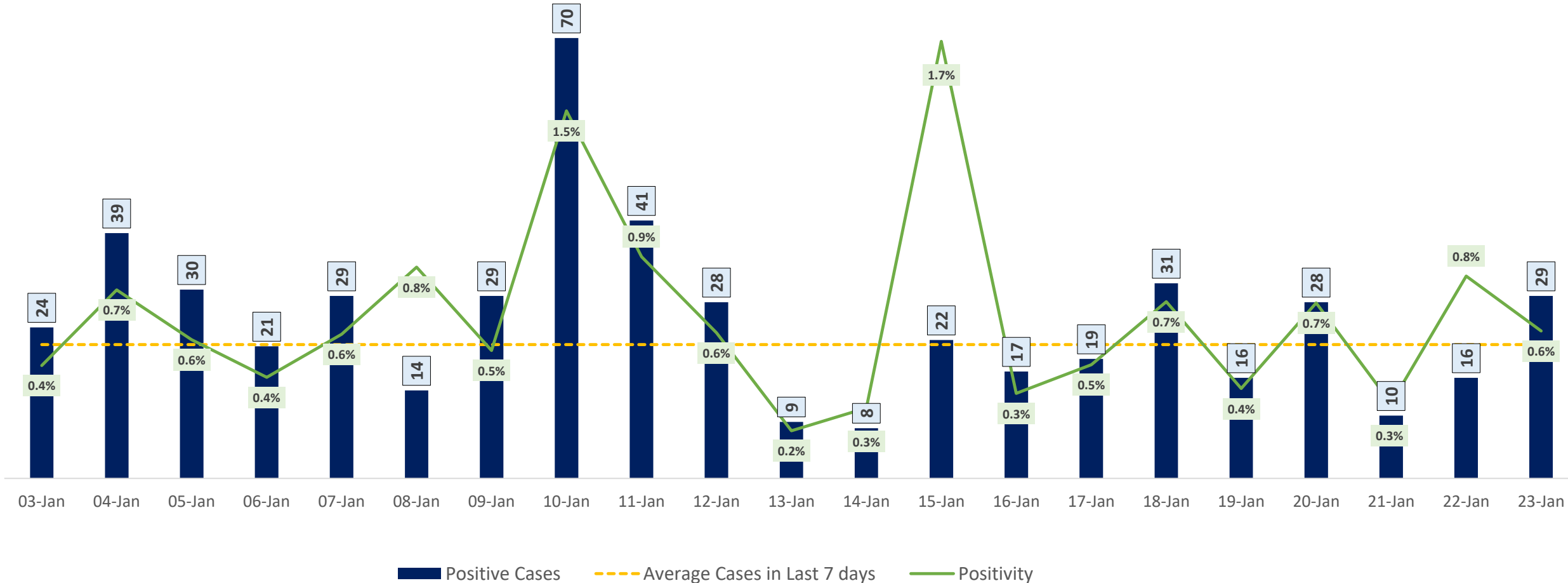




# POSITIVITY RATE OF BENGALURU – LAST 21 DAYS



Average Cases in Last 7 days : 21

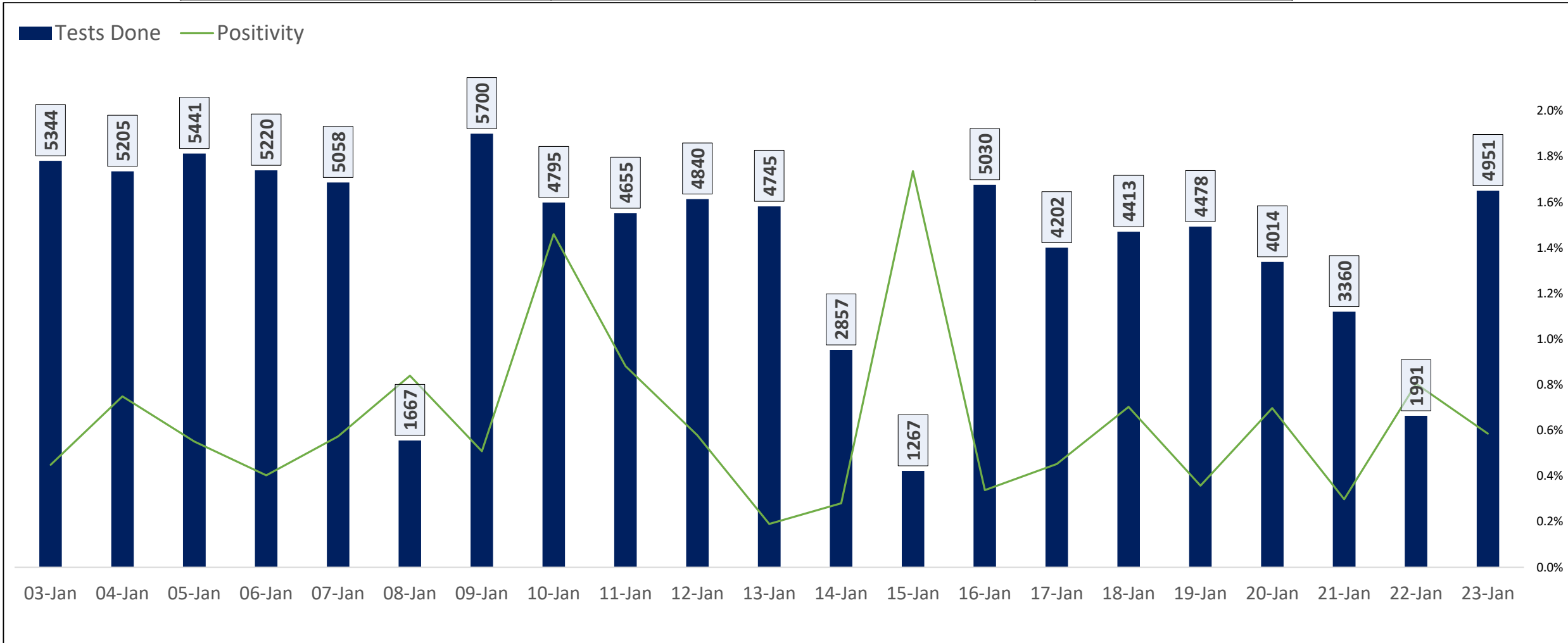




# TESTING TRENDS IN BENGALURU

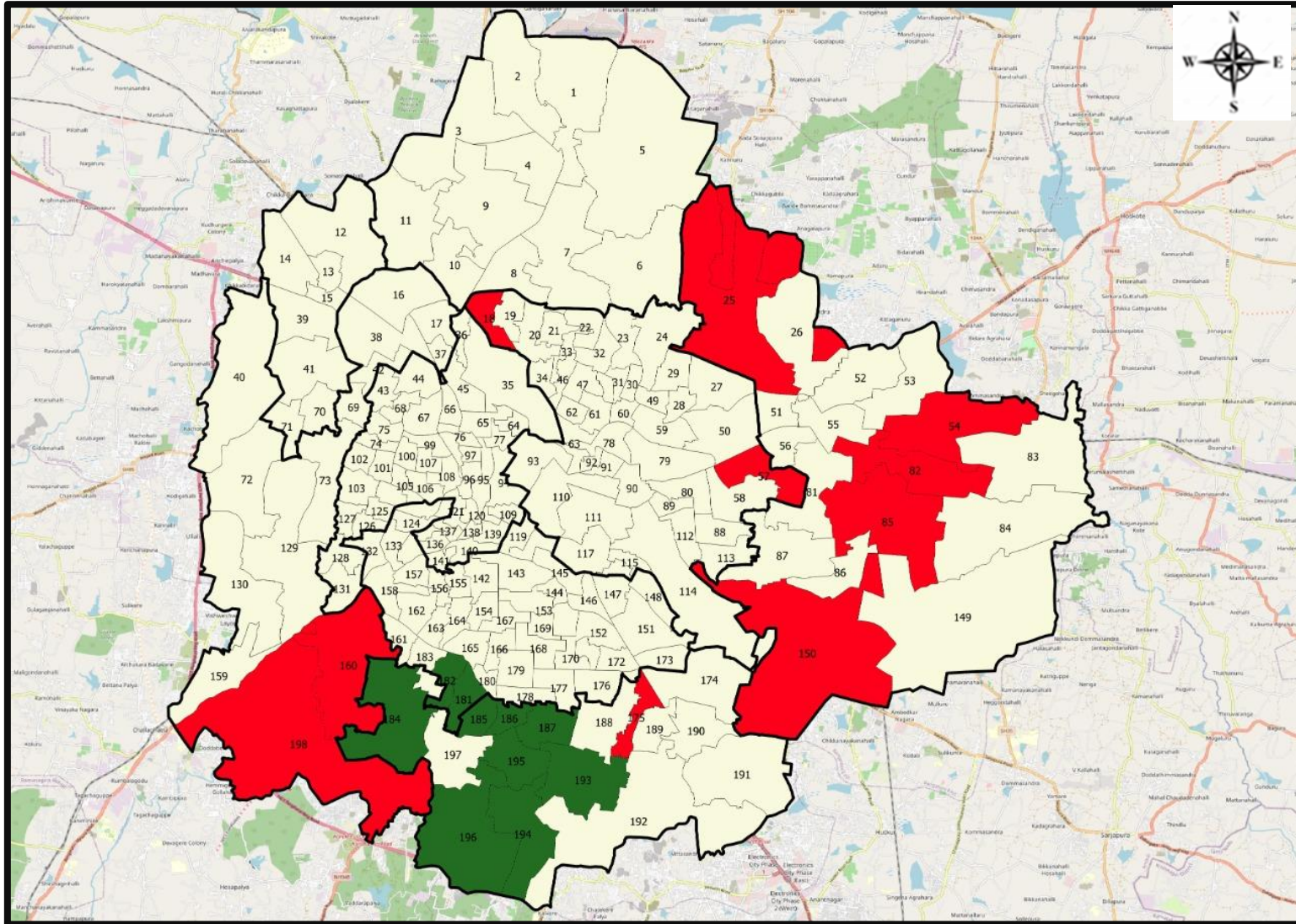


Total Test Conducted Till Date	Test Conducted Last 24 hours	Last 7 Days Average
3,21,39,316	4,951	3,916





# BENGALURU URBAN MAP SHOWING TREND OF POSITIVE CASES IN LAST 7 DAYS



### Top 10 wards reporting highest number of positive cases in last 10 days

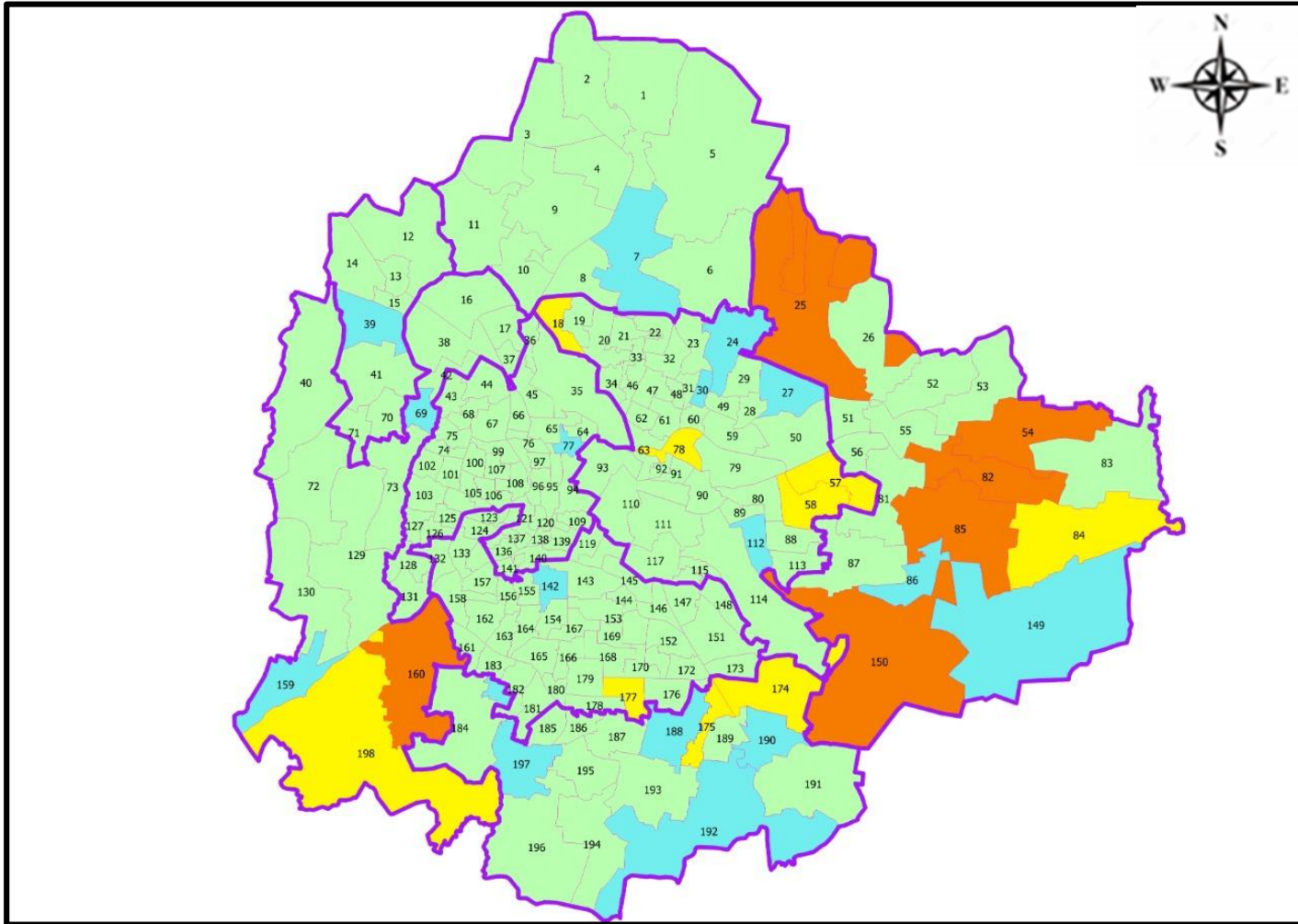
Ward No.	Ward Name	Daily Cases Average
150	Bellanduru	2
160	Rajarajeshwari Nagar	1
54	Hudi	1
82	Garudachar Palya	1
25	Horamavu	1
85	Dodda Nekkundi	1
175	Bommanahalli	1
198	Hemmigepepura	1
18	Radhakrishna Temple	1
57	CV Raman Nagar	1







### Top 10 wards reporting least number of positive cases in last 7 days

Ward No.	Ward Name	Daily Cases Average
196	Anjanapura	0
195	Konanakunte	0
194	Gottigere	0
193	Arakere	0
187	Puttenahalli	0
186	Jaraganahalli	0
185	Yelchenahalli	0
184	Uttarahalli	0
182	Padmanabha Nagar	0
181	Kumaraswamy Layout	0



# BENGALURU MAP SHOWING INTENSITY OF POSITIVE CASES IN LAST 7 DAYS



-  Level 1 : 0 to 1 Cases
-  Level 2 : 1 to 3 Cases
-  Level 3 : 3 to 5 Cases
-  Level 4 : 5 to 10 Cases
-  Level 5 : More than 10 Cases
-  Zone Boundaries

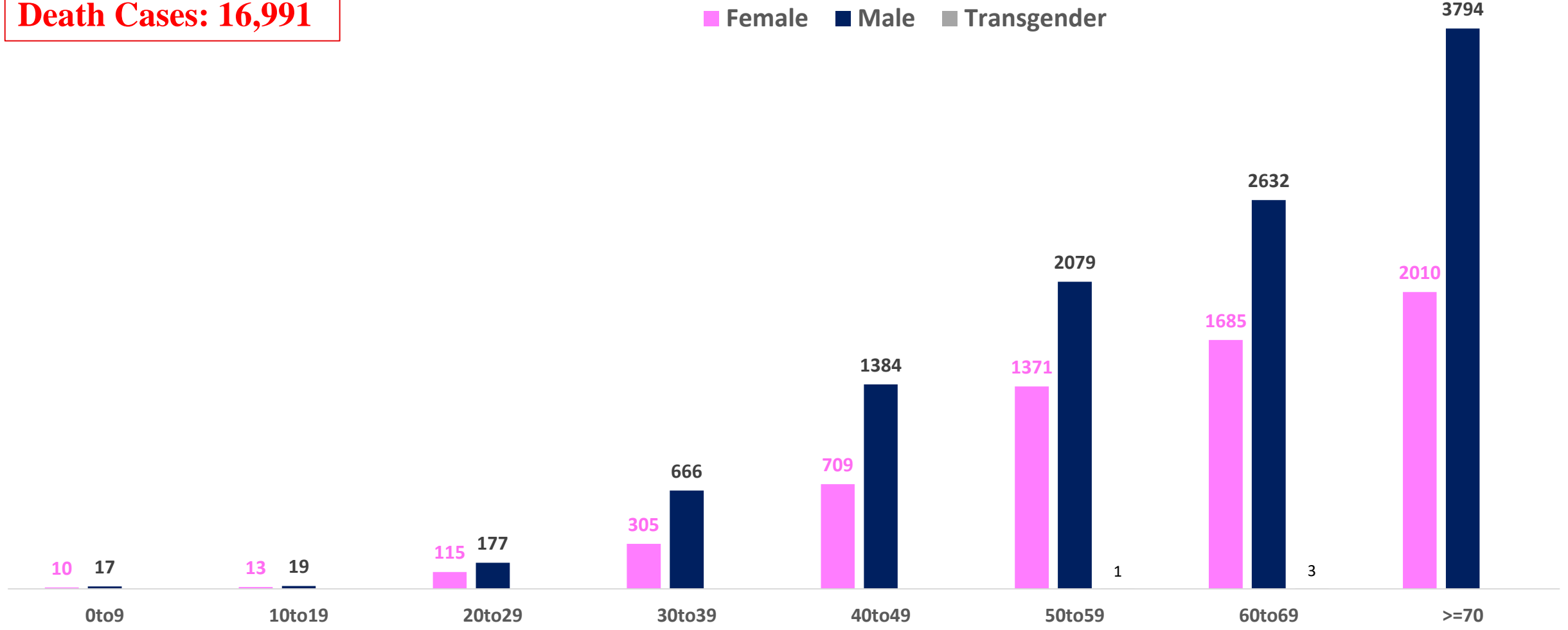




# AGE AND GENDER WISE DISTRIBUTION OF DEATH CASES



**Death Cases: 16,991**





# COVID-19 SCENARIO IN BENGALURU AND OTHER METROPOLITAN CITIES



CITY NAME	Positive Cases	Active Cases	Recovered	Deceased	Vaccine Doses Administered
New Delhi	20,07,298	19	19,80,757	26,522	3,73,17,328
Bengaluru*	18,77,340	135	18,60,214	16,991	2,37,78,980
Mumbai	11,54,255	43	11,34,466	19,746	2,21,34,555
Chennai	7,93,222	13	7,84,138	9,071	1,13,96,462

Source : <https://dashboard.cowin.gov.in/> at 5:00pm (24.01.2023)  
Source : <https://www.covid19bharat.org/> at 5:00pm (24.01.2023)

\*includes BBMP & Bengaluru Urban



# SNAPSHOT OF COVID-19 CASES IN BENGALURU URBAN



**Total Wards With  
0 Cases\* :  
128**

**Tests Conducted  
on 23.01.2023:  
4,951**

**Recovery  
Rate\*:  
99.09%**

**Total  
Active Cases :  
135**

**Total Vaccinated  
on 23.01.2023:  
9,786**

**Positivity  
Rate\* :  
0.54%**

**Active  
Rate\*:  
0.01%**

**Case  
Fatality Rate\* :  
0.00%**





\*Total positive cases In the past 7 days

\*CFR and positivity is for Past 7 days



ಬೃಹತ್ ಬೆಂಗಳೂರು ಮಹಾನಗರ ಪಾಲಿಕೆ  
Bruhat Bengaluru Mahanagara Palike



<b>Download BBMP Bulletin</b>	<a href="https://apps.bbmpgov.in/covid19/mediabulletin.php">https://apps.bbmpgov.in/covid19/mediabulletin.php</a>
<b>To register for vaccination :</b>	<a href="https://selfregistration.cowin.gov.in/">https://selfregistration.cowin.gov.in/</a>
<b>BBMP COVID19 Dashboard:</b>	<a href="https://apps.bbmpgov.in/covid19/">https://apps.bbmpgov.in/covid19/</a>
<b>Follow us on:</b>	 <a href="http://www.facebook.com/bbmp.comm1/">www.facebook.com/bbmp.comm1/</a>
	 <a href="https://twitter.com/BBMPCOMM">twitter.com/BBMPCOMM</a>
	  <a href="https://www.instagram.com/BBMPSplHealth">BBMPSplHealth</a>

Issued by:

Honorable Chief Commissioner, BBMP  
Special Commissioner Health, BBMP  
MD, Bengaluru Smart City Limited

**THANK YOU !**

